

Monkey Gland Steak with plantain croquettes

Cuisine: German

Food category: Beef



Author: Retigo Team Deutschland

Company: RETIGO Deutschland GmbH



Program steps

1

Färsensteakhäfte - sousvide gegart

Steaming

Termination by time

01:00

hh:mm

53

°C

+ 50

%

2

Färsensteakhäfte - grillen

Combination

25

%

Termination by time

00:06

hh:mm

225

°C

+ 70

%

3

Maiskolben - sousvide gegart

Steaming

Termination by time

01:10

hh:mm

83

°C

+ 50

%

4

Maiskolben - grillen

Combination

25

%

Termination by time

00:03

hh:mm

225

°C

+ 70

%

5

Tomate - geschwitzte Tomaten

Hot air

100

%

Termination by time

00:30

hh:mm

70

°C

+ 70

%

6

Kochbanane - dämpfen / garen

Steaming

Termination by time

00:45

hh:mm

99

°C

+ 50

%

7

Kochbanane - frittieren

Hot air

100

%

Termination by time

00:14

hh:mm

180

°C

+ 70

%

8

Monkey Gland Sauce

Hot air

0

%

Termination by time

00:23

hh:mm

160

°C

+ 70

%

Ingredients - number of portions - 4

Name	Value	Unit
plant drink	160	ml
plain wheat flour	120	g
breadcrumbs	100	g

Name	Value	Unit
green bananas for cooking	1100	g
green bananas for cooking	600	g
plain wheat flour	2	pcs
margarine	40	g
macis	1	g
mushrooms	100	g
fried vegetables	50	g

Directions

Steaks: Vacuum seal everything together and cook sousvide at 53°C (medium) in steam mode for 60 minutes. The cooking level from rare to welldone can be adjusted via the temperature: rare 47°C, medium 53°C, welldone 60°C. Then take the meat out of the bag, pat dry a little and season (14 g sea salt per 1 kg of meat). Preheat the combi steamer to 225°C in combi steam mode, 25% humidity, 70% fan speed with a coated grill plate. After preheating, grill the heifer steak rump for about 4 to 8 minutes, depending on the desired browning. Marinated grilled corn: Vacuum seal everything together and cook sousvide in steam mode at 83°C for 70 minutes. Then remove from the bag, pat dry and marinate with the following marinade. Corn Marinade: Preheat the combi steamer to 225°C in combi steam mode, 25% humidity, 70% fan speed with a non-stick grill plate. After preheating, grill the corn for about 2 to 4 minutes until desired browning. Sweated tomatoes: Mix everything together well and put in a coated GN container and let it sweat in the combi steamer at 70°C in hot air mode for 30 minutes, then remove the tomatoes and strain the stock; this will be used for the tomato ragout. The sweated tomatoes serve as a vegetable side dish with the corn, or as decoration. Tomato ragout: Now put everything together in a coated

Name	Value	Unit
sea-salt	8	g
ground white pepper	2	g

Name	Value	Unit
tomato	125	g
stock from the sweated tomatoes	80	ml
bay leaf	3	pcs
red onion	100	g
cloves garlic, finely chopped	2	pcs
worcester	75	ml
mango chutney	120	g
walnut vinegar	30	ml
ketchup	150	g
ketchup	150	g
brown sugar	100	g
tabasco	20	ml
ground black pepper, ground	3	g
sea-salt	7	g
sprig of parsley	3	g

Name	Value	Unit
cherry tomatoes	300	g
fresh mixed spices	8	g
olive oil	40	ml

Name	Value	Unit
vegetable oil	60	ml
sea-salt	10	g
smoked curry	2	g

Name	Value	Unit
heifers steak hip	600	g
fresh hay	20	g
whole black pepper	10	g

Name	Value	Unit
china rose sprouts	40	g


Name	Value	Unit
corn on the cob	4	pcs
cloves garlic, finely chopped	3	pcs
chili pepper	1	pcs
whole black pepper	5	g
bay leaf	1	pcs
rosemary	5	g
lemon thyme	7	g

Nutrition and allergens
Allergens: 1 Minerals: Ca, Co, Cr, Cu, F, Fe, I, K, Mg, Mn, Na, P, Se, Zn Vitamins: A, B, B6, C, D, E, K, Kyselina listová


GN container and let it braise in the combination steamer at 160°C in hot air mode with the steam flap open for approx. 20-25 minutes, with a fan speed of 70%. Plantain croquettes: Place the green plantain in a frying basket and steam in the combi steamer at 99°C and 50% fan speed for 45 minutes. Then remove the bananas from the peel and mash them finely. Knead with other ingredients into a fine mass, form croquettes and bread them with flour, plant milk, breadcrumbs or panko. Feel free to use spray fat or phase with paprika content: Spray or brush the croquettes with it and place them in a frying basket, fry in a preheated combi steamer at 180°C in hot air mode for 14 minutes, turning once or twice in the meantime.

Nutritional value of one portion	Value
Energy	1187.3 kJ
Carbohydrate	207.6 g
Fat	16.2 g
Protein	49 g
Water	0 g


Recommended accessories



Vision Grill Diagonal



GN container Stainless steel perforated



Vision Frit