


Salmon Saikyaki

Cuisine: Chinese
Food category: Fish



Author: Gary CHIU
Company: Retigo Asia



Program steps

Preheating: 195 °C

1

 Hot air

 30 %

 Termination by time

 12:00 mm:ss

 180 °C

 + 80 %



Ingredients - number of portions - 5

Name	Value	Unit
salmon steak	120	g

seasoning recipe

Name	Value	Unit
Mirin	30	ml
red miso	60	g
rice wine	30	ml
japanese soy sauce	20	ml
sugar	5	g

Nutrition and allergens


Allergens:
Minerals:
Vitamins:

Nutritional value of one portion	Value
Energy	56.8 kJ
Carbohydrate	1.4 g
Fat	3.9 g
Protein	5 g
Water	0 g


Directions

- ◇ Mix the Xijingyaki marinade evenly (except sesame seeds), heat on low heat to melt the sugar
- ◇ After the pickled sauce is finished, let it cool down for later use
- ◇ Spread a little rice wine on the salmon to remove the fishy smell, then marinate the salmon and refrigerate for 24 hours
- ◇ Return to room temperature before roasting, remove excess marinade on the surface, and avoid burning
- ◇ Set to reduce the wind speed, the wind speed is 80% to avoid burning around, and the color is more uniform
- ◇ The time to sprinkle cooked sesame seeds is when there are 5 minutes left in the baking process, stick with pickled sauce and bake for aroma

Recommended accessories



Vision Grill Diagonal



Vision Bake